

Float Control Valve

Hydraulic Control Valves

Features

- Accurate and Repeatable Level Control
- On-Off Non-Modulating Action
- Fully Adjustable High and Low Level Settings
- Simple Design, Proven Reliable
- Easy Installation and Maintenance

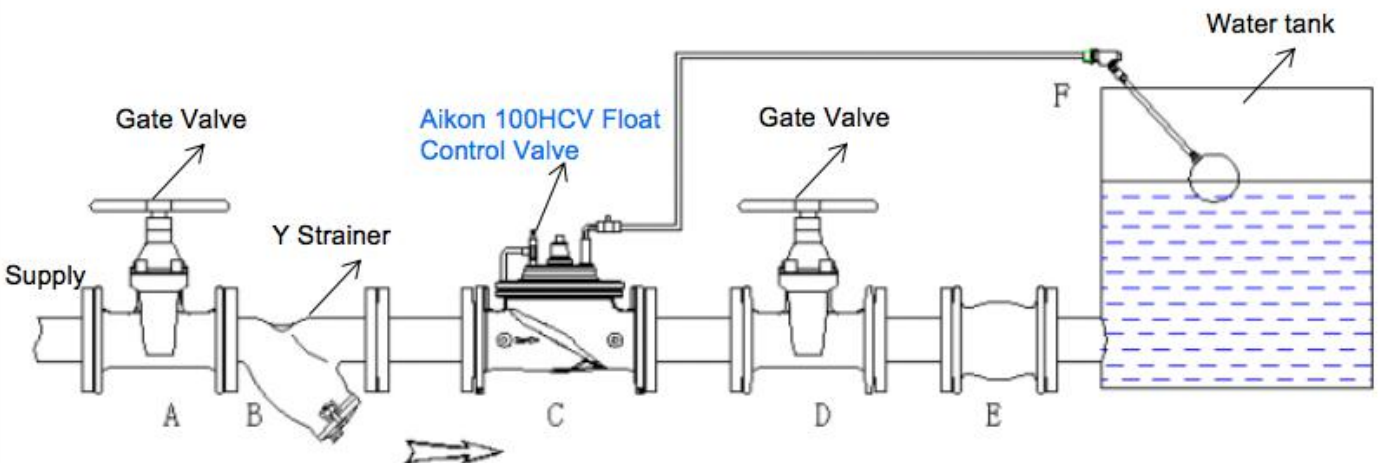
The Aikon 100HCV Float Valve is a non-modulating valve that accurately controls the liquid level in tanks. This valve is designed to open fully when the liquid level reaches a pre-set low point and close drip-tight when the level reaches a preset high point.

This is a hydraulically operated, diaphragm valve with the pilot control and float mechanism mounted on the cover of the main valve. The float positions the pilot control to close the valve when the float contacts the upper stop. The high and low liquid levels are adjusted by positioning the stop collars on the float rod.



Application Area

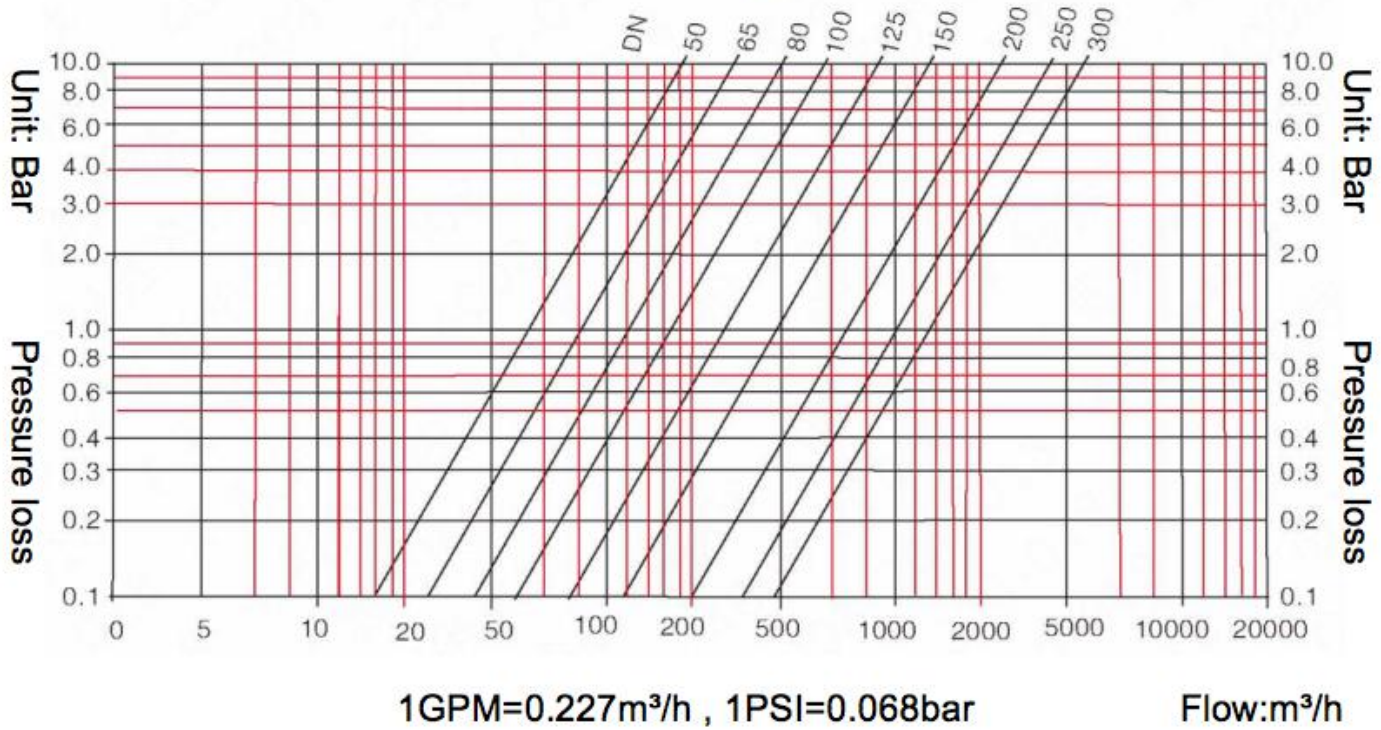
Water tanks for industrial plant and residential buildings



Working Principle

Float Control Valve is used to maintain a pre-set point water level, The float pilot will shut off when water level rises to high level, and open. When water level drops. The float ball can be mounted separately in the water tank or with the main valve.

The main valve flow performance chart



Specificaion:

Size: DN50~DN600(2"~24") flange , Temperature: 0~80°C , Suitable for Water

Performance specification table			
Nominal pressure		1.6	Mpa
Testing pressure	Strength test	2.4	
	Upper seal test		
	Seal test	1.76	
	Gas seal test	0.6	
Max working temperature		80	°C
Suitable for water			

Construction show

For the main valve, we have two types construction, the difference is type 2 has the part seat(As page 4 drawing No.3), Type 1 has not this part.



Type 1 ≤ DN100 (4inch)



Type 2 ≥ DN125 (5inch)

Material Option:

Component	Material Option		
Body , Bnnet ,plate,disc holder	Ductile cast iron	SS304/SS316/SS2205	Brass/Bronze
Spring,Hex nut,stud bolt,	SS304/SS316/SS2205		
Seat/Plug	SS316/SS2205		
Stem	SS304/SS316/SS2205		
Seal , Diaphragm	EPDM		
Needle valve, pilot valve, ball valve	SS304/SS316/SS2205	Brass/Bronze	
The valve standard material as page 4 table			



Standard material



Brass material



Full SS material

Pressure class and flange standard option

Flange standard: DIN, ANSI, JIS

Pressure class:

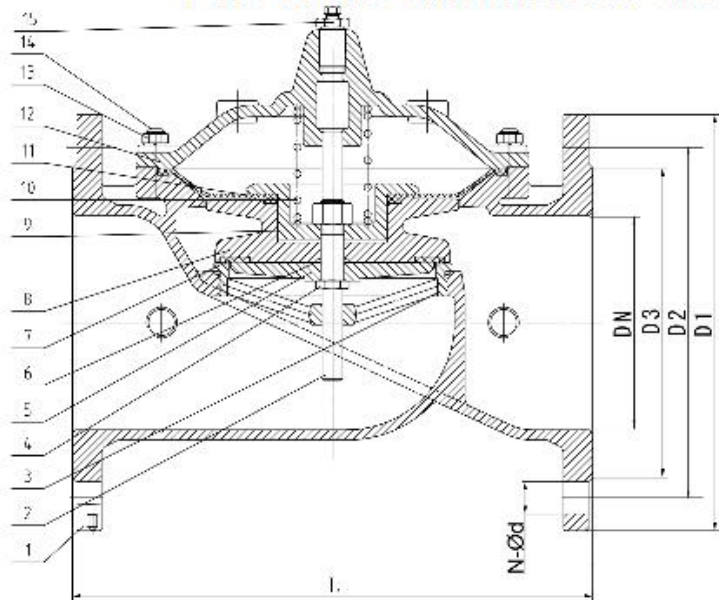
PN10, PN16, PN25

ANSI Class125, Class150 , Class300

When ordering ,please Specify:

- 1.Valve Size
- 2.Vlave pressure class
- 3.Vlave flange standard
4. Vlave material
5. Float Ball Materia
6. Float Rod Material and Length
- 7.When vertical installed

The valve dimensions and standard material



The rights is reserved to make changes in pattern, design or materials when deemed necessary. The final installation should be based on the drawing which signed and stamped. And if you used our old drawings for your designing, assembling or installing , we can help you nothing.

Dimensions (Unit:mm) and weight(KG)

Diameter	D1		D2		D3		N-Ød		L	Weight
	1.0 Mpa	1.6 Mpa	1.0 Mpa	1.6 Mpa	1.0 Mpa	1.6 Mpa	1.0 Mpa	1.6 Mpa		
DN50	165		125		99		4-Φ19		203	10.3
DN65	185		145		118		4-Φ19		216	14.9
DN80	200		160		132		8-Φ19		241	19.2
DN100	220		180		156		8-Φ19		292	25.7
DN125	250		210		184		8-Φ19		330	30
DN150	285		240		211		8-Φ23		356	48
DN200	340		295		266		8-Φ23	12-Φ23	495	100
DN250	395	405	350	355	319		12-Φ23	12-Φ28	622	168
DN300	445	460	400	410	370		12-Φ23	12-Φ28	698	220

Standard material table

Item	Name	Material
1	Body	Ductile cast iron
2	Stem	SS304
3	Seat	SS304
4	Stem lock nut	SS304
5	Seal ring plate	Ductile cast iron/SS304
6	O ring	NBR
7	Seal ring	NBR
8	Disc	Ductile cast iron/SS304
9	Diaphragm sleeve	Ductile cast iron/SS304
10	Spring	SS304
11	Diaphragm	EPDM+Nylon cloth
12	Bonnet	Ductile cast iron
13	Hex nut	SS304
14	Stud bolt	SS304
15	Plug	SS304